

# GOOD YEAR BOOKS

## *Sample Pages*

Sample pages from this product are provided for evaluation purposes. The entire product is available for purchase at [www.socialstudies.com](http://www.socialstudies.com) or [www.goodyearbooks.com](http://www.goodyearbooks.com)

---

To browse eBook titles, visit  
<http://www.goodyearbooks.com/ebooks.html>

To learn more about eBooks, visit our help page at  
<http://www.goodyearbooks.com/ebookshelp.html>

For questions, please e-mail [access@goodyearbooks.com](mailto:access@goodyearbooks.com)

---

### *Free E-mail Newsletter—Sign up Today!*

To learn about new eBook and print titles, professional development resources, and catalogs in the mail, sign up for our monthly e-mail newsletter at  
<http://www.goodyearbooks.com/newsletter/>

#### *For more information:*

10200 Jefferson Blvd., Box 802, Culver City, CA 90232  
Call: 800-421-4246 • Fax: 800-944-5432 (U.S. and Canada)  
Call: 310-839-2436 • Fax: 310-839-2249 (International)


*Copyright notice: Copying of the book or its parts for resale is prohibited.*

---

# Little Books of Nouns

by Babs Bell Hajdusiewicz

Illustrated by George Ulrich





are available for most basic curriculum subjects plus many enrichment areas. For more Good Year Books, contact your local bookseller or educational dealer. For a complete catalog with information about other Good Year Books, please contact:

**Good Year Books**

A Division of Social Studies School Service  
10200 Jefferson Boulevard  
Culver City, CA 90232-0802

*www.goodyearbooks.com*

1-800-421-4246

Cover and Interior Illustrations: George Ulrich  
Book Design: M. Jane Heelan  
Design Manager: M. Jane Heelan  
Editorial Manager: Christine Kiel  
Executive Editor: Judith Adams  
Production/Manufacturing Director: Janet Yearian  
Senior Production/Manufacturing Coordinator: Roxanne Knoll

Text Copyright © 2001 Babs Bell Hajdusiewicz  
Illustrations Copyright © 2001 Good Year Books. All Rights Reserved.  
Printed in the United States of America. This publication is protected by Copyright and permissions should be obtained from the publisher prior to any prohibited reproduction, storage in a retrieval system, or transmission in any form or by any means, electronic, mechanical, photocopying, recording, or likewise. Student worksheets may be reproduced for classroom use, the number not to exceed the number of students in each class. For information regarding permission(s), write to Rights and Permissions Department.

Focusing Talk™ is a trademark of Babs Bell Hajdusiewicz.

ISBN 978-1-59647-308-9  
Previous ISBN 0-673-59246-4



This Book Is Printed  
On Recycled Paper

---

# Table of Contents

<b>Introduction</b> . . . . .	<b>4</b>	<b>Letters to Family Members</b> . . . . .	<b>12</b>
<b>Introducing Nouns</b> . . . . .	<b>5</b>	<b>Reproducible Little Books</b> . . . . .	<b>15</b>
Introductory Rhymes . . . . .	5	My Body	
“What’s a Noun?” . . . . .	5	Places I Like	
“Nouns Name People” . . . . .	5	Things I Like	
“Nouns Name Places” . . . . .	6	Lunch	
“Nouns Name Things” . . . . .	6	The Circus	
Activities for Introductory Rhymes . . . . .	6	My Jobs	
<b>Using the Little Books</b> . . . . .	<b>7</b>	A Party	
Preparing the Little Books . . . . .	7	At School	
Introducing the Little Books . . . . .	7	A Pet	
Personalizing the Little Books . . . . .	7	My Plants	
<b>Making and Using the Word Cards</b> . . . . .	<b>8</b>	I See Numbers	
<b>Family Involvement</b> . . . . .	<b>8</b>	Boxes and Boxes	
<b>Extension Activities</b> . . . . .	<b>9</b>	Workers	
Dramatizing a Little Book’s Story . . . . .	9	I See Words	
Focusing Talk™ . . . . .	9	<b>Word Cards</b> . . . . .	<b>99</b>
Identifying Rhyming Words . . . . .	9		
Recording Read-Alouds . . . . .	9		
Retelling a Little Book’s Story . . . . .	9		
Writing a Story as a Poem . . . . .	10		
Innovating on Texts . . . . .	10		
Categorizing Nouns . . . . .	10		
Writing Original Little Books and Poems . . . . .	11		
Identifying Singular and Plural Nouns . . . . .	11		
Challenge: Spelling Some Plural Nouns . . . . .	11		

# Introducing Nouns

## Introductory Rhymes

The following four rhymes and several accompanying activities will help you introduce the concept of nouns as naming words. Periodically, you may want to begin and end a little book with one or more of the introductory rhymes to focus children's attention on the nouns in a little book.

You can either prepare each rhyme as a chart in advance or create a chart as a shared writing activity.

Ask, "What's a noun?" and read a rhyme. Repeat the question and the

poetic answer, pausing for children to point to an actual person, place, or thing, or to complete individual lines. Help children list more nouns that name people, places, and things around them. Point out that each naming word in the list is called a *noun*.

Sing the introductory rhymes "Nouns Name People," "Nouns Name Places," and "Nouns Name Things" to the tune of "Twinkle, Twinkle, Little Star." See the accompanying activities for these rhymes on the next page.

### What's a Noun?

A noun names

a **PERSON**,

or a **PLACE**,

or a **THING**.

So my **name** is a noun.

So is **school**.

So is **ring**.

And my **city** is a noun.

It's the **PLACE** where I live.

And a **present** is a noun.

It's a **THING** that I give.

### Nouns Name People

Nouns are words I use to say  
the names of people every day.

my **mom**

my **aunt**

my **sister Jill**

my **dad**

my **friend**

my **Uncle Bill**

Nouns are words I use to say  
the names of people every day.


# Places I Like



**I like the movies.**



I like the park.



I like the playground.


4



**I like the zoo.**

Text Copyright © Babs Bell Hajdusiewicz


10



**I like the outdoors!**

Text Copyright © Babs Bell Hajdusiewicz






**I like the circus.**

**I like the \_\_\_\_\_ .**

6



My sister does, too!

Text Copyright © Babs Bell Hajdusiewicz

12

I read my little book of  
nouns to:

1. \_\_\_\_\_

2. \_\_\_\_\_

3. \_\_\_\_\_

Text Copyright © Babs Bell Hajdusiewicz

**hamster**

**frog**

**turtle**

**dog**

**hippo**

**bat**

**lion**

**cat**

**pet**