



**Social Studies
School Service**

www.socialstudies.com

Powerpoint Presentation

Sample Pages

These sample pages from this powerpoint presentation are provided for evaluation purposes. The entire presentation is available for purchase at

www.socialstudies.com

WORLD WAR II

HMS HISTORICAL MEDIA

From the powerpoint presentation on World War II
<http://www.socialstudies.com/product.html?record@TF35380>



PRODUCED BY
HMS HISTORICAL MEDIA AND
<http://www.multimedialearning.org>

WRITTEN BY
HERSCHEL SARNOFF
&
DANA BAGDASARIAN

COPYRIGHT 2004

VERSION 1.0

CONTACT INFORMATION:

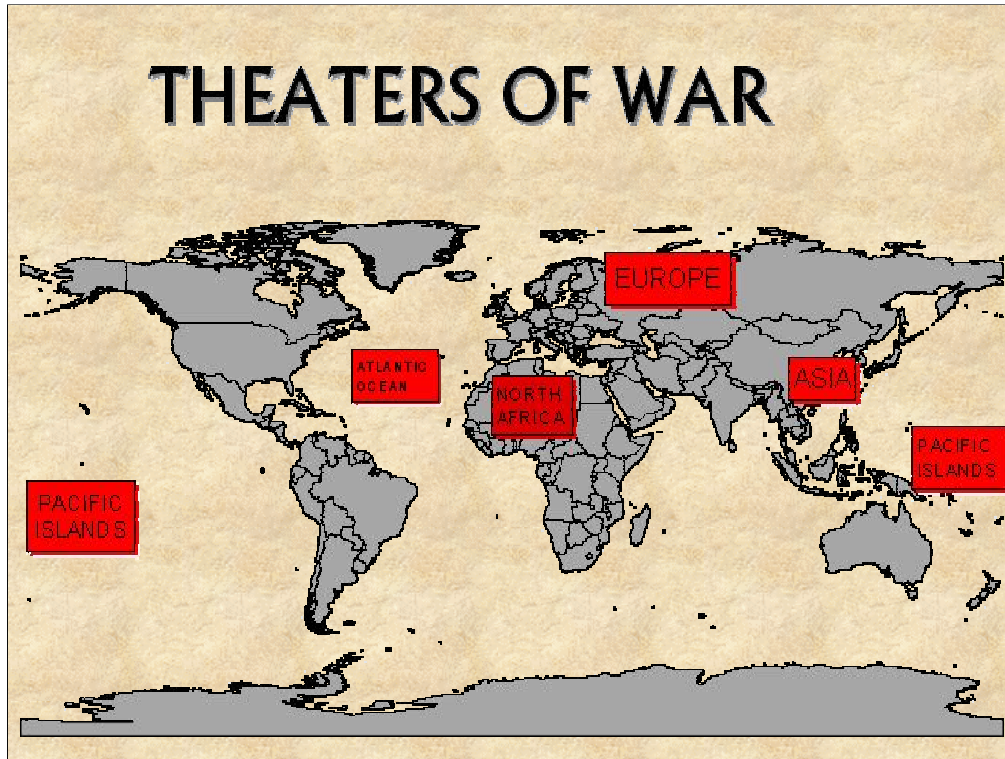
hsarnoff@lausd.k12.ca.us

drb7270@lausd.k12.ca.us

TABLE OF CONTENTS

<u>TOPIC</u>	<u>SLIDES</u>
I. EUROPE AT WAR SEPTEMBER 1939-DECEMBER 1941.....	8-54
II. BATTLE OF THE ATLANTIC.....	55-63
III. EASTERN FRONT JUNE 1941-JULY1943.....	64-96
IV. AMERICA ATTACKED, WAR IN THE PACIFIC DECEMBER 1941-JUNE 1942.....	97-127
V. NORTH AFRICA, SICILY, AND ITALY.....	128-135
VI. AMERICA GOES ON THE OFFENSIVE IN PACIFIC.....	136-144
VII. UNITED STATES HOME FRONT.....	145-164
VIII. D-DAY TO SURRENDER OF GERMANY.....	165-207
IX. THE DECISION TO DROP THE A-BOMB.....	208-235

THEATERS OF WAR



MAIN AREAS WHERE WWII WAS FOUGHT. IT WAS FOUGHT ALL OVER THE PLANET.





These are the nations that had a substantial number of soldiers involved in the fighting.



MAP OF EUROPE AFTER WORLD WAR I. (SOURCE:WEST POINT ATLAS OF US MILITARY HISTORY) ASK STUDENTS WHAT HAS HAPPENED TO GERMAN TERRITORY AS A RESULT OF WW I?

EUROPE AT WAR

SEPTEMBER 1939-DECEMBER 1941

- CONQUEST OF POLAND
- ENGLAND AND FRANCE DECLARE WAR ON GERMANY AND ITALY
- TOOLS OF THE BLITZKRIEG
- HITLER INVADES DENMARK, NORWAY, NETHERLANDS, THEN BELGIUM, LUXEMBOURG, AND FRANCE
- BATTLE OF BRITAIN

TIMELINE:1939

- Sept. 1** German Army invades Poland
- Sept. 3** Britain and France declare war on Germany
- Sept. 17** Red Army invades Poland in accordance with Nazi-Soviet Pact
- Sept. 27** Warsaw falls to the Nazis
- Nov. 30** Red Army attacks Finland
- Dec. 14** Soviet Union kicked out of League of Nations

10

MAJOR EVENTS OF 1939



ON SEPTEMBER 17 THE USSR, IN ACCORDANCE WITH THE NONAGGRESSION PACT, INVADED POLAND FROM THE EAST.

**MILITARY STRENGTH COMPARISON BETWEEN
GERMANY AND POLAND IN 1939**

MILITARY UNIT	GERMANY	POLAND
INFANTRY DIVISIONS	46	38
MOTORIZED DIVISIONS	4 ³ / ₄	11 CALVALRY BRIGADES _(HORSES)
TANK DIVISIONS	7	NONE
TANKS	3200	600
BOMBERS	1176	146
FIGHTERS	771	315
OTHER PLANES	1337	381

12

SEPTEMBER 1, 1939: HITLER INVADES POLAND:

ON CHART: INFANTRY ARE DIVISIONS MOVE PREDOMINATELY ON FOOT. THEY HAVE FROM 8 TO 16,000 SOLDIERS.

MOTORIZED DIVISIONS MOVE USING TRUCKS AND HALF TRACKED VEHICLES, THEY ARE MUCH MOE EXPENSIVE THAN INFANTRY DIVISIONS.

TANK DIVISIONS ARE MADE UP OF TANKS AND MOTORIZED DIVISIONS. THEY ARE THE MOST POWERFUL UNITS IN ANY ARMY.


ASK THE STUDENTS, BASED ON THE CHART, WHO WILL WIN THE WAR BETWEEN GERMANY AND POLAND

HITLER INVADES POLAND: SEPTEMBER 1, 1939




13

SEPTEMBER 1, 1939: HITLER INVADES POLAND.



**BRITISH PRIME
MINISTER
CHAMBERLAIN'S
WAR SPEECH**

**SEPTEMBER 3,
1939**



14

SEPTEMBER 3 1939: ENGLAND AND FRANCE DECLARE WAR ON GERMANY.
WORLD WAR TWO BEGINS

POPULATION AND INDUSTRIAL PRODUCTION AT START OF WORLD WAR II (*FRANCE WAS CONQUERED BY GERMANY IN 1940:GERMANY INCLUDES AUSTRIA)**

<u>NATION</u>	<u>POPULATION IN 1939</u>	<u>TONS OF STEEL PRODUCED</u>
UK	48,000,000	13,000,000
USSR	190,000,000	19,000,000
USA	132,000,000	51,000,000
FRANCE *	42,000,000	6,000,000
GERMANY**	76,000,000	23,000,000
ITALY	44,000,000	2,000,000
JAPAN	71,000,000	6,000,000

15

HAVE STUDENTS CALCULATE WHICH SIDE HAD THE GREATER POPULATION AND STEEL PRODUCTION BEFORE AND AFTER FRANCE WAS CONQUERED. ASK THE STUDENTS TO EXPLAIN WHY POPULATION AND STEEL PRODUCTION WOULD BE IMPORTANT IN WINNING THE WAR. (NUMBERS ARE ROUNDED OFF) WOULD THE GERMANS AFTER 1940 HAVE ACCESS TO FRANCE AS A SOURCE OF SOLDIERS AND STEEL..EXPLAIN. WHAT THINGS WOULD STEEL BE USED FOR DURING WORLD WAR II?