

About This Program


Word Meaning is a successful blend of high-tech and traditional classroom activities. The program includes a CD with a set of interactive digital whiteboard lessons to teach and practice vocabulary skills dealing with context, denotation and connotation, synonyms, and antonyms. In addition, this teacher guide provides print support of the same skills.

Each vocabulary skill is first introduced with an interactive *Learn It!* activity. These lessons include *Discuss It!* prompts. Following the introduction of a skill, students move through several interactive *Practice It!* activities to facilitate initial guided practice of the new skill. At the end of the unit on *Word Meaning*, interactive review activities encourage students to apply the skills they have just learned.

The teacher guide includes:


- tips for each interactive screen;
- valuable printable resources that support the interactive whiteboard activities: hints for finding meanings in context, hints for comparing denotation and connotation, common synonyms, common antonyms, and a glossary;
- a cumulative review and assessment; and
- eight pages of paper-pencil practice reinforcing the skills.

Navigating the Whiteboard Activities



The Menu screen allows you to access any lesson or practice by touching its title.

Touch the Menu icon  on any screen to move back to this screen.

Use the forward and back arrows  to move forward or backward one screen.



The reset icon allows you to clear work on a screen and restore it to its original look.




The numbers at the top of the screen indicate the number of *Learn It!* or *Practice It!* pages dealing with a specific skill. These numbers are active. Touch the number to move to that screen.

Print Support

Cumulative Review and Assessment


When the whole class, small groups, or individuals have completed the lessons, use the printable cumulative review and assessment to check students' understanding of the skills.



pages 22–24

Printable References

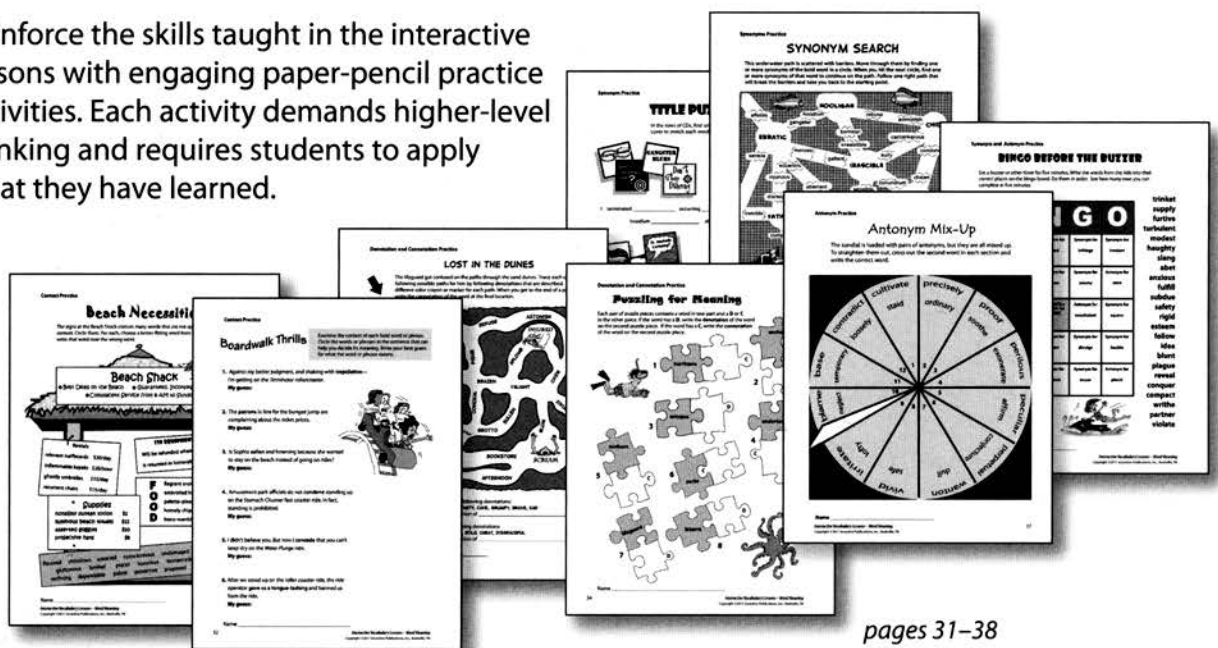
Imagine how handy it is to have printable references for students to refer to when they are away from the whiteboard lesson. The hints and lists are great additions to a vocabulary journal and will help students discover the meanings of words.



pages 25–30

Printable Practice Pages

Reinforce the skills taught in the interactive lessons with engaging paper-pencil practice activities. Each activity demands higher-level thinking and requires students to apply what they have learned.



pages 31–38

Vocabulary Standards and Skills Supported by This Program

Standard-Skill	Screens (Sc) • Pages (Pg)
Use context to determine the meaning of a word	Sc: 4, 5, 8, 9 Pg: 25, 31, 32
Identify context clues that suggest the meaning of a particular word or phrase	Sc: 4, 5, 8 Pg: 25, 31, 32
Use context to choose the correct word for a particular situation	Sc: 6, 7, 8, 9 Pg: 25, 31, 32
Use context to determine the meaning of a phrase	Pg: 25, 32
Distinguish between denotation and connotation; identify situations in which each would be important	Sc: 10, 13, 14 Pg: 26, 33, 34
Describe the connotation of a word	Sc: 11, 12 Pg: 26, 33, 34
Recognize synonyms for a word	Sc: 15, 16, 17, 18, 19, 20, 27, 28 Pg: 27, 28, 35, 36, 38
Use synonyms to show understanding of word meaning	Sc: 15, 16, 17, 18, 19, 20, 27, 28 Pg: 27, 28, 35, 36, 38
Recognize antonyms for a word	Sc: 22, 23, 24, 25, 26, 27, 28 Pg: 29, 37, 38
Use antonyms to show understanding of word meaning	Sc: 22, 23, 24, 25, 26, 27, 28 Pg: 29, 37, 38

Common Core Curriculum 6–12 Anchor Standards Supported by This Program

Anchor Standards for	Number and Category	Standard
Reading	4: Craft and Structure	Interpret words and phrases as they are used in a text, including determining technical, connotative, and figurative meanings, and analyze how specific word choices shape meaning or tone
Speaking and Listening	2: Comprehension and Collaboration	Integrate and evaluate information presented in diverse media and formats, including visually, quantitatively, and orally
Language	4: Vocabulary Acquisition and Use	Determine or clarify the meaning of unknown and multiple-meaning words and phrases by using context clues, analyzing meaningful word parts, and consulting general and specialized reference materials, as appropriate
Language	5: Vocabulary Acquisition and Use	Demonstrate understanding of word relationships and nuances in word meanings

Thinking Skills Supported by This Program

Structure Based on Bloom's Taxonomy of Cognitive Development

Cognitive Domain Levels Simplest → Most Complex	Skills	Screens (Sc) and Pages (Pg)
Remembering: Recall data or information	arrange, define, describe, duplicate, label, list, match, name, order, recall, recognize, repeat, reproduce, select, state	Sc: 4, 5, 6, 7, 8, 9, 10, 11, 12, 13, 14, 15, 16, 17, 18, 19, 20, 21, 22, 23, 24, 25, 26, 27, 28 Pg: 31, 32, 33, 34, 35, 36, 37, 38
Understanding: Understand the meaning, translation, interpolation, and interpretation of instructions and problems; explain concepts and state a problem in one's own words	classify, describe, discuss, explain, express, identify, indicate, locate, recognize, report, select, translate, paraphrase	Sc: 4, 5, 6, 7, 8, 9, 10, 11, 12, 14, 14, 15, 16, 17, 18, 19, 20, 21, 22, 23, 24, 25, 26, 27, 28 Pg: 31, 32, 33, 34, 35, 36, 37, 38
Applying: Use a concept in a new situation or unprompted use of an abstraction	apply, choose, demonstrate, dramatize, employ, illustrate, interpret, operate, practice, schedule, sketch, solve, use, write	Sc: 4, 5, 6, 7, 8, 9, 10, 11, 12, 13, 14, 15, 16, 17, 18, 19, 20, 21, 22, 23, 24, 25, 26, 27, 28 Pg: 31, 32, 33, 34, 35, 36, 37, 38
Analyzing: Distinguish among component parts to arrive at meaning or understanding	analyze, appraise, calculate, categorize, compare, contrast, criticize, differentiate, discriminate, distinguish, examine, experiment, question, test	Sc: 4, 5, 6, 7, 8, 9, 10, 11, 12, 16, 17, 18, 19, 20, 21, 22, 23, 24, 25, 26, 27, 28 Pg: 31, 32, 34, 35, 36, 37
Evaluating: Justify a decision or position; make judgments about the value of an idea	appraise, argue, assess, defend, evaluate, judge, rate, select, support, value, compose, construct, create, design, develop, formulate, manage, organize, plan, prepare, propose, set up, write	Sc: 4, 5, 6, 7, 8, 9, 10, 11, 12, 17, 18, 19, 20, 21, 25, 26 Pg: 31, 32, 33, 34, 35
Creating: Create a new product or viewpoint	assemble, construct, create, design, develop, formulate, mold, prepare, propose, synthesize, write	Sc: 21, 25, 26, 28 Pg: 31, 32, 34